

**Shareholding Pattern under Regulation 31 of SEBI (Listing Obligations and Disclosure Requirements) Regulations, 2015**

1	Name of Listed Entity: Jyoti Limited	
2	Scrip Code/Name of Scrip/Class of Security: 504076	
3	Share Holding Pattern Filed under: Reg. 31(1)(a)/Reg. 31(1)(b)/Reg.31(1)(c)	
	a.	If under 31(1)(b) then indicate the report for Quarter ending 31st December, 2015
	b.	If under 31(1)(c) then indicate date of allotment/extinguishment - N.A
4	Declaration: The Listed entity is required to submit the following declaration to the extent of submission of information:-	

	Particulars		
1	Whether the Listed Entity has issued any partly paid up shares?		No
2	Whether the Listed Entity has issued any Convertible Securities or Warrants?		No
3	Whether the Listed Entity has any shares against which depository receipts are issued?		No
4	Whether the Listed Entity has any shares in locked-in?		No
5	Whether any shares held by promoters are pledge or otherwise encumbered?	Yes	



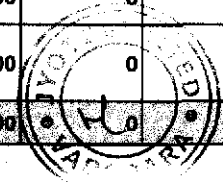
**Jyoti Limited**
**Table I - Summary Statement holding of specified securities**

Category	Category of shareholder	Number of shareholders	No. of fully paid up equity shares held	No. of Partly paid-up equity shares held	No. of shares underlying Depository Receipts	Total nos. shares held	Shareholding as a % of total no. of shares (calculated as per SCRR, 1957)	Number of Voting Rights held in each class of securities				No. of Shares Underlying Outstanding convertible securities (including Warrants)	Shareholding, as a % assuming full conversion of convertible securities (as a percentage of diluted share capital)	Number of Locked in shares		Number of Shares pledged or otherwise encumbered		Number of equity shares held in dematerialised form
								No of Voting Rights			Total as a % of (A+B+C)			No. (a)	As a % of total Shares held (b)	No. (a)	As a % of total Shares held (b)	
								Class eg: X	Class eg: Y	Total								
(I)	(II)	(III)	(IV)	(V)	(VI)	(VII) = (IV)+(V)+(VI)	(VIII) As a % of (A+B+C2)	(IX)				(X)	(XI) = (VII)+(X) As a % of (A+B+C2)	(XII)		(XIII)		(XIV)
(A)	Promoter & Promoter Group	21	5593205	0	0	5593205	32.66	0.00	0.00	0.00	0.00	0	0.00	0	0.00	5446503	97.38	5593095
(B)	Public	20158	11535787	0.00	0.00	11535787	67.34	0.00	0	0.00	0.00	0.00	0.00	0.00	0.00	0.00	0.00	10683417
(C)	Non Promoter - Non Public	0.00	0.00	0.00	0.00	0.00	0.00	0.00	0	0.00	0.00	0.00	0.00	0.00	0.00	0.00	0.00	0.00
(C1)	Shares Underlying DRs	0.00	0.00	0.00	0.00	0.00	0.00	0.00	0	0.00	0.00	0.00	0.00	0.00	0.00	0.00	0.00	0.00
(C2)	Shares Held By Employee Trust	0.00	0.00	0.00	0.00	0.00	0.00	0.00	0.00	0.00	0.00	0.00	0.00	0.00	0.00	0.00	0.00	0.00
	<b>Total</b>	<b>20179</b>	<b>17128992</b>	<b>0.00</b>	<b>0.00</b>	<b>17128992</b>	<b>100.00</b>	<b>0.00</b>	<b>0.00</b>	<b>0.00</b>	<b>0.00</b>	<b>0.00</b>	<b>0.00</b>	<b>0.00</b>	<b>0.00</b>	<b>5446503</b>	<b>31.80</b>	<b>16276512</b>



**Table II - Statement showing shareholding pattern of the Promoter and Promoter Group**

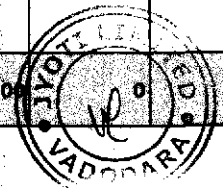
Category	Category & Name of shareholders	PAN	Nos. of shareholders	No. of fully paid up equity shares held	No. of Partly paid-up equity shares held	No. of shares underlying Depository Receipts	Total nos. shares held	Shareholding % calculated as per SCRR, 1957	Number of Voting Rights held in each class of securities				No. of Shares Underlying Outstanding & convertible securities (including Warrants)	Shareholding, as a % assuming full conversion of convertible securities (as a percentage of diluted share capital)	Number of Locked in shares		Number of Shares pledged or otherwise encumbered		Number of equity shares held in dematerialised form
									No of Voting Rights			Total as a % of total voting rights			No. (a)	As a % of total Shares held (b)	No. (a)	As a % of total Shares held (b)	
									Class eg: X	Class eg: y	Total								
	(I)	(II)	(III)	(IV)	(V)	(VI)	(VII) = (IV)+(V)+(VI)	(VIII) As a % of (A+B+C2)	(IX)				(X)	(XI) = (VII)+(X) As a % of (A+B+C2)	(XII)		(XIII)		(XIV)
1	Indian																		
(a)	Individuals / Hindu Undivided Family																		
	Rahul Nanubhai Amin	ACKPA4478N	4*	1084100	0	0	1084100	6.33				0.00	0	0.00	0	0.00	1084100	19.38	1084100
	Tejal Rahul Amin	ACIPA7405K	3*	642113	0	0	642113	3.75	0	0	0	0.00	0	0.00	0	0.00	642113	11.48	642113
	Shubhalakshmi Rahul Amin	AIGPA6919C	1	308397	0	0	308397	1.80	0	0	0	0.00	0	0.00	0	0.00	308397	5.52	308397
	Nandita Nanubhai Amin	ABKPA2575M	4*	83115	0	0	83115	0.49	0	0	0	0.00	0	0.00	0	0.00	0	0.00	83065
	Mayank Natubhai Amin	AALPA9261C	1	2080	0	0	2080	0.01	0	0	0	0.01	0	0.00	0	0.00	0	0.00	2080
	Chirayu Ramanbhai Amin	ABMPA5729P	1	590	0	0	590	0.00	0	0	0	0.00	0	0.00	0	0.00	0	0.00	590
	Girish Raojibhai Amin	GAEL12780C	2*	40	0	0	40	0.00	0	0	0	0.00	0	0.00	0	0.00	0	0.00	0
	Savitaben Nanubhai Amin	ABKPA6910G	1	10	0	0	10	0.00	0	0	0	0.00	0	0.00	0	0.00	0	0.00	0
	Sarojini Dinubhai Amin	GAEL15166C	1	10	0	0	10	0.00	0	0	0	0.00	0	0.00	0	0.00	0	0.00	0
	<b>Total</b>		<b>18</b>	<b>2120455</b>	<b>0</b>	<b>0</b>	<b>2120455</b>	<b>12.38</b>	<b>0</b>	<b>0</b>	<b>0</b>	<b>0.00</b>	<b>0</b>	<b>0.00</b>	<b>0</b>	<b>0.00</b>	<b>2034610</b>	<b>36.38</b>	<b>2120345</b>



**Jyoti Limited**

**Table II - Statement showing shareholding pattern of the Promoter and Promoter Group**

Category	Category & Name of shareholders	PAN	Nos. of share holders	No. of fully paid up equity shares held	No. of Partly paid-up equity shares held	No. of shares underlying Depository Receipts	Total nos. shares held	Shareholding % calculated as per SCRR, 1957	Number of Voting Rights held in each class of securities				No. of Shares Underlying Outstanding & convertible securities (including Warrants)	Shareholding, as a % assuming full conversion of convertible securities (as a percentage of diluted share capital)	Number of Locked in shares		Number of Shares pledged or otherwise encumbered		Number of equity shares held in dematerialised form
									No of Voting Rights			Total as a % of total voting rights			No. (a)	As a % of total Shares held (b)	No. (a)	As a % of total Shares held (b)	
									Class eg: X	Class eg: Y	Total								
	(I)	(II)	(III)	(IV)	(V)	(VI)	(VII) = (IV)+(V)+(VI)	(VIII) As a % of (A+B+C2)	(IX)				(X)	(XI) = (VII)+(X) As a % of (A+B+C2)	(XII)		(XIII)		(XIV)
(b)	Central Government / State Government(s)		0	0	0	0	0	0.00	0	0	0	0.00	0	0.00	0	0.00	0	0.00	0
(c)	Financial Institutions / Banks		0	0	0	0	0	0.00	0	0	0	0.00	0	0.00	0	0.00	0	0.00	0
(d)	Any Other (Specify)																		
	Bodies Corporate																		
	Inspatech Industries Limited	AACCI1719F	1	2337654	0	0	2337654	13.65	0	0	0	0.00	0	0.00	0	0.00	2337654	41.79	2337654
	JSL Industries Limited	AAACJ4986F	1	1074239	0	0	1074239	6.27	0	0	0	0.00	0	0.00	0	0.00	1074239	19.21	1074239
	<b>Total</b>		<b>2</b>	<b>3411893</b>	<b>0</b>	<b>0</b>	<b>3411893</b>	<b>19.92</b>	<b>0</b>	<b>0</b>	<b>0</b>	<b>0.00</b>	<b>0</b>	<b>0.00</b>	<b>0</b>	<b>0.00</b>	<b>3411893</b>	<b>61.00</b>	<b>3411893</b>
	<b>Sub Total (A)(1)</b>		<b>20</b>	<b>5532348</b>	<b>0</b>	<b>0</b>	<b>5532348</b>	<b>32.30</b>	<b>0</b>	<b>0</b>	<b>0</b>	<b>0.00</b>	<b>0</b>	<b>0.00</b>	<b>0</b>	<b>0.00</b>	<b>5446503</b>	<b>97.38</b>	<b>5532238</b>
2	Foreign																		
(a)	Individuals (Non-Resident Individuals / Foreign Individuals)															0.00	0	0.00	0
	Anin Anant Nanubhai	ABMPA5826H	1	60857	0	0	60857	0.36	0	0	0	0.00	0	0.00	0	0.00	0	0.00	60857



**Jyoti Limited**

**Table II - Statement showing shareholding pattern of the Promoter and Promoter Group**

Category	Category & Name of shareholders	PAN	Nos. of share holders	No. of fully paid up equity shares held	No. of Partly paid-up equity shares held	No. of shares underlying Depository Receipts	Total nos. shares held	Shareholding % calculated as per SCRR, 1957	Number of Voting Rights held in each class of securities				No. of Shares Underlying Outstanding & convertible securities (including Warrants)	Shareholding, as a % assuming full conversion of convertible securities (as a percentage of diluted share capital)	Number of Locked in shares		Number of Shares pledged or otherwise encumbered		Number of equity shares held in dematerialised form
									No of Voting Rights			Total as a % of total voting rights			No. (a)	As a % of total Shares held (b)	No. (a)	As a % of total Shares held (b)	
									Class eg: X	Class eg: Y	Total								
	(I)	(II)	(III)	(IV)	(V)	(VI)	(VII) = (IV)+(V)+(VI)	(VIII) As a % of (A+B+C2)	(IX)				(X)	(XI) = (VII)+(X) As a % of (A+B+C2)	(XII)		(XIII)		(XIV)
(b)	Government																		
(c)	Institutions																		
(d)	Foreign Portfolio Investor																		
(e)	Any Other (Specify)																		
	Bodies Corporate																		
	Sub Total (A)(2)		1	60857	0	0	60857	0.36	0.00	0.00	0.00	0.00	0	0.00	0	0.00	0	0.00	60857
	Total Shareholding Of Promoter And Promoter Group (A) = (A)(1)+(A)(2)		21	5593205	0	0	5593205	32.66	0.00	0.00	0.00	0.00	0	0.00	0	0.00	5446503	97.38	5593095

\* Holding Shares in different Folios/ demat accounts due to their different joint holdings.

Details of Shares which remain unclaimed may be given here along with details such as number of shareholders, outstanding shares held in demat/unclaimed suspense account, voting rights which are frozen etc. -



**Table III - Statement showing shareholding pattern of the Public shareholder**

Category	Category & Name of shareholders	PAN	Nos. of shareholders	No. of fully paid up equity shares held	No. of Partly paid-up equity shares held	No. of shares underlying Depository Receipts	Total nos. shares held	Shareholding % calculated as per SCRR, 1957	Number of Voting Rights held in each class of securities			No. of Shares Underlying Outstanding convertible securities (including Warrants)	Shareholding, as a % assuming full conversion of convertible securities (as a percentage of diluted share capital)	Number of Locked in shares		Number of Shares pledged or otherwise encumbered		Number of equity shares held in dematerialised form	
									No of Voting Rights					Total as a % of total voting rights	No. (a)	As a % of total Shares held (b)	No. (a)		As a % of total Shares held (b)
									Class eg: X	Class eg: y	Total								
	(i)	(ii)	(iii)	(iv)	(v)	(vi)	(VII) = (IV)+(V)+(VI)	(VIII) As a % of (A+B+C2)	(IX)			(X)	(XI) = (VII)+(X), As a % of (A+B+C2)	(XII)		(XIII)		(XIV)	
1	Institutions																		
(a)	Mutual Fund		2	65	0	0	65	0.00	0	0	0	0.00	0	0.00	0	0.00	0	0.00	0
(b)	Venture Capital Funds		0	0	0	0	0	0.00	0	0	0	0.00	0	0.00	0	0.00	0	0.00	0
(c)	Alternate Investment Funds		0	0	0	0	0	0.00	0	0	0	0.00	0	0.00	0	0.00	0	0.00	0
(d)	Foreign Venture Capital Investors		0	0	0	0	0	0.00	0	0	0	0.00	0	0.00	0	0.00	0	0.00	0
(e)	Foreign Portfolio Investor		0	0	0	0	0	0.00	0	0	0	0.00	0	0.00	0	0.00	0	0.00	0
(f)	Financial Institutions / Banks		14	645540	0	0	645540	3.78	0	0	0	0.00	0	0.00	0	0.00	0	0.00	643716
	Dena Bank	AAACD4249B	1	305530	0	0	305530	1.78	0	0	0	0.00	0	0.00	0	0.00	0	0.00	305530
	Central Bank of India	AAACC2498P	1	244571	0	0	244571	1.43	0	0	0	0.00	0	0.00	0	0.00	0	0.00	244571
(g)	Insurance Companies		2	550	0	0	550	0.00	0	0	0	0.00	0	0.00	0	0.00	0	0.00	0
(h)	Provident Funds/ Pension Funds		0	0	0	0	0	0.00	0	0	0	0.00	0	0.00	0	0.00	0	0.00	0
(i)	Any Other (Specify)																		

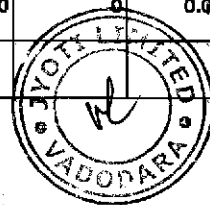


Table III - Statement showing shareholding pattern of the Public shareholder

Category	Category & Name of shareholders	PAN	Nos. of shareholders	No. of fully paid up equity shares held	No. of Partly paid-up equity shares held	No. of shares underlying Depository Receipts	Total nos. shares held	Shareholding % calculated as per SCRR, 1957	Number of Voting Rights held in each class of securities			No. of Shares Underlying Outstanding convertible securities (including Warrants)	Shareholding % assuming full conversion of convertible securities (as a percentage of diluted share capital)	Number of Locked in shares		Number of Shares pledged or otherwise encumbered		Number of equity shares held in dematerialised form	
									No of Voting Rights					Total as a % of total voting rights	No. (a)	As a % of total Shares held (b)	No. (a)		As a % of total Shares held (b)
									Class eg: X	Class eg: y	Total								
(I)	(II)	(III)	(IV)	(V)	(VI)	(VII) = (IV)+(V)+(VI)	(VIII) As a % of (A+B+C2)	(IX)			(X)	(XI) = (VII)+(X) As a % of (A+B+C2)	(XII)		(XIII)		(XIV)		
	Foreign Institutional Investors		0	0	0	0	0	0.00	0	0	0	0.00	0	0.00	0	0.00	0	0.00	0
	<b>Sub Total (B)(1)</b>		<b>18</b>	<b>646155</b>	<b>0</b>	<b>0</b>	<b>646155</b>	<b>3.76</b>	<b>0</b>	<b>0</b>	<b>0</b>	<b>0.00</b>	<b>0</b>	<b>0.00</b>	<b>0</b>	<b>0.00</b>	<b>0</b>	<b>0.00</b>	<b>643716</b>
2	Central Government/ State Government(s)/ President of India		0	0	0	0	0	0.00	0	0	0	0.00	0	0.00	0	0.00	0	0.00	0
	<b>Sub Total (B)(2)</b>		<b>0</b>	<b>0</b>	<b>0</b>	<b>0</b>	<b>0</b>	<b>0.00</b>	<b>0</b>	<b>0</b>	<b>0</b>	<b>0.00</b>	<b>0</b>	<b>0.00</b>	<b>0</b>	<b>0.00</b>	<b>0</b>	<b>0.00</b>	<b>0</b>
3	Non-Institutions																		
(a)	Individuals																		
	i. Individual shareholders holding nominal share capital up to Rs. 2 lakhs.		19681	2122088	0	0	2122088	12.39	0	0	0	0.00	0	0.00	0	0.00	0	0.00	1510700
	ii. Individual shareholders holding nominal share capital in excess of Rs. 2 lakhs.		20	1537846	0	0	1537846	8.98	0	0	0	0.00	0	0.00	0	0.00	0	0.00	1329346
	Sunil R Patel	GAEL22350C	1	208500	0	0	208500	1.22	0	0	0	0.00	0	0.00	0	0.00	0	0.00	0
	Dipak Kanyalal Shah	AVEPS4654B	1	172000	0	0	172000	1.00	0	0	0	0.00	0	0.00	0	0.00	0	0.00	172000
(b)	NBFCs registered with RBI		0	0	0	0	0	0.00	0	0	0	0.00	0	0.00	0	0.00	0	0.00	0

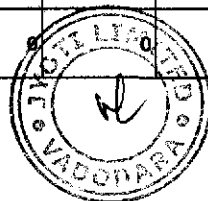



Table III - Statement showing shareholding pattern of the Public shareholder

Category	Category & Name of shareholders	PAN	Nos. of shareholders	No. of fully paid up equity shares held	No. of Partly paid-up equity shares held	No. of shares underlying Depository Receipts	Total nos. shares held	Shareholding % calculated as per SCRR, 1957	Number of Voting Rights held in each class of securities			No. of Shares Underlying Outstanding convertible securities (including Warrants)	Shareholding, as a % assuming full conversion of convertible securities (as a percentage of diluted share capital)	Number of Locked in shares		Number of Shares pledged or otherwise encumbered		Number of equity shares held in dematerialised form	
									No of Voting Rights					Total as a % of total voting rights	No. (a)	As a % of total Shares held (b)	No. (a)		As a % of total Shares held (b)
									Class eg: X	Class eg: y	Total								
(I)	(II)	(III)	(IV)	(V)	(VI)	(VII) = (IV)+(V)+(VI)	(VIII) As a % of (A+B+C2)	(IX)			(X)	(XI) = (VII)+(X) As a % of (A+B+C2)	(XII)		(XIII)		(XIV)		
(c)	Employee Trusts		0	0	0	0	0	0.00	0	0	0	0.00	0	0.00	0	0.00	0	0.00	0
(d)	Overseas Depositories (holding DRs) (balancing figure)		0	0	0	0	0	0.00	0	0	0	0.00	0	0.00	0	0.00	0	0.00	0
(e)	Any Other (Specify)																		
	Trust		1	500	0	0	500	0.00	0	0	0	0.00	0	0.00	0	0.00	0	0.00	500
	Hindu Undivided Family		166	576296	0	0	576296	3.37	0	0	0	0.00	0	0.00	0	0.00	0	0.00	576296
	Non Resident Indians (Non Repat)		0	0	0	0	0	0.00	0	0	0	0.00	0	0.00	0	0.00	0	0.00	0
	Non Resident Indians (Repat)		78	94032	0	0	94032	0.55	0	0	0	0.00	0	0.00	0	0.00	0	0.00	78342
	Clearing Member		0.00	0.00	0.00	0.00	0.00	0.00	0.00	0.00	0.00	0.00	0.00	0.00	0.00	0.00	0.00	0.00	0.00
	Bodies Corporate		194	6558870	0	0	6558870	38.29	0	0	0	0.00	0	0.00	0	0.00	0	0.00	6544517
	Signora Finance Ltd.	AAHCS4031R	1	966278	0	0	966278	5.64	0	0	0	0.00	0	0.00	0	0.00	0	0.00	966278
	Latin Manharlal Securities Pvt Ltd.	AAACL2767L	3	757983	0	0	757983	4.43	0	0	0	0.00	0	0.00	0	0.00	0	0.00	757983
	Khayti Realtors Pvt. Ltd.	AACCK4422B	1	750000	0	0	750000	4.38	0	0	0	0.00	0	0.00	0	0.00	0	0.00	750000
	Sunidhi Securities & Finance Ltd.	AADCS1657D	1	540000	0	0	540000	3.15	0	0	0	0.00	0	0.00	0	0.00	0	0.00	540000





**Jyoti Limited**
**Table III - Statement showing shareholding pattern of the Public shareholder**

Category	Category & Name of shareholders	PAN	Nos. of shareholders	No. of fully paid up equity shares held	No. of Partly paid-up equity shares held	No. of shares underlying Depository Receipts	Total nos. shares held	Shareholding % calculated as per SCRR, 1957	Number of Voting Rights held in each class of securities			No. of Shares Underlying Outstanding convertible securities (including Warrants)	Shareholding as a % assuming full conversion of convertible securities (as a percentage of diluted share capital)	Number of Locked in shares		Number of Shares pledged or otherwise encumbered		Number of equity shares held in dematerialised form	
									No of Voting Rights					Total as a % of total voting rights	No. (a)	As a % of total Shares held (b)	No. (a)		As a % of total Shares held (b)
									Class eg: X	Class eg: y	Total								
	(I)	(II)	(III)	(IV)	(V)	(VI)	(VII) = (IV)+(V)+(VI)	(VIII) As a % of (A+B+C2)	(IX)			(X)	(XI) = (VII)+(X). As a % of (A+B+C2)	(XII)		(XIII)		(XIV)	
	Hridaynath Consultancy Pvt. Ltd.	AACCH5285R	1	533576	0	0	533576	3.12	0	0	0	0.00	0	0.00	0	0.00	0	0.00	533576
	Aum Capital Market Pvt. Ltd.	AAACO7624B	1	485002	0	0	485002	2.83	0	0	0	0.00	0	0.00	0	0.00	0	0.00	485002
	Runner Marketing Pvt. Ltd.	AABCR2823A	1	340000	0	0	340000	1.98	0	0	0	0.00	0	0.00	0	0.00	0	0.00	340000
	The Investment Trust of India Ltd.	AABCR6577K	1	327974	0	0	327974	1.91	0	0	0	0.00	0	0.00	0	0.00	0	0.00	327974
	JHP Finvest Pvt. Ltd.	AACCI4190R	1	296000	0	0	296000	1.73	0	0	0	0.00	0	0.00	0	0.00	0	0.00	296000
	SPS Multi-Commodity Pvt. Ltd.	AANCS8156R	1	290000	0	0	290000	1.69	0	0	0	0.00	0	0.00	0	0.00	0	0.00	190000
	BP Comtrade Pvt. Ltd.	AAKFG7595A	1	185281	0	0	185281	1.08	0	0	0	0.00	0	0.00	0	0.00	0	0.00	185281
	<b>Sub Total (B)(3)</b>		<b>20140</b>	<b>10889632</b>	<b>0</b>	<b>0</b>	<b>10889632</b>	<b>63.58</b>	<b>0</b>	<b>0</b>	<b>0</b>	<b>0</b>	<b>0</b>	<b>0</b>	<b>0</b>	<b>0</b>	<b>0</b>	<b>0</b>	<b>10099701</b>
	<b>Total Public Shareholding (B) = (B)(1)+(B)(2)+(B)(3)</b>		<b>20158</b>	<b>11535787</b>	<b>0</b>	<b>0</b>	<b>11535787</b>	<b>67.34</b>	<b>0</b>	<b>0</b>	<b>0</b>	<b>0.00</b>	<b>0.00</b>	<b>0.00</b>	<b>0.00</b>	<b>0.00</b>	<b>0.00</b>	<b>0.00</b>	<b>10683417</b>

Details of the shareholders acting as persons in Concert including their Shareholding (No. and %): N.A

Details of Shares which remain unclaimed may be given here along with details such as number of shareholders, outstanding shares held in demat/unclaimed suspense account, voting rights which are frozen etc. - N.A



**Jyoti Limited**
**Table IV - Statement showing shareholding pattern of the Non Promoter- Non Public shareholder**

Category	Category & Name of shareholders	PAN	Nos. of shareholders	No. of fully paid up equity shares held	No. of Partly paid-up equity shares held	No. of shares underlying Depository Receipts	Total nos. shares held	Shareholding % calculated as per SCRR, 1957	Number of Voting Rights held in each class of securities			No. of Shares Underlying Outstanding convertible securities (including Warrants)	Shareholding, as a % assuming full conversion of convertible securities (as a percentage of diluted share capital)	Number of Locked in shares		Number of Shares pledged or otherwise		Number of equity shares held in dematerialised form	
									No of Voting Rights					Total as a % of total voting rights	No. (a)	As a % of total Shares held (b)	No. (a)		As a % of total Shares held
									Class eg: X	Class eg: y	Total								
	(i)	(ii)	(iii)	(iv)	(v)	(vi)	(vii) = (iv)+(v) + (vi)	(viii) As a % of (A+B+C2)	(ix)			(x)	(xi) = (vii)+(x) As a % of (A+B+C2)	(xii)		(xiii)		(xiv)	
1	Custodian/DR Holder		0	0	0	0	0	0.00	0	0	0	0.00	0	0.00	0	0.00	0	0.00	0
2	Employee Benefit Trust (under SEBI (Share based Employee Benefit) Regulations, 2014)		0	0	0	0	0	0.00	0	0	0	0.00	0	0.00	0	0.00	0	0.00	0
	<b>Total Non-Promoter- Non Public Shareholding (C) = (C)(1)+(C)(2)</b>		<b>0</b>	<b>0</b>	<b>0</b>	<b>0</b>	<b>0</b>	<b>0.00</b>	<b>0</b>	<b>0</b>	<b>0</b>	<b>0.00</b>	<b>0</b>	<b>0.00</b>	<b>0</b>	<b>0.00</b>	<b>0</b>	<b>0.00</b>	<b>0</b>

**For Jyoti Limited**


S. Singhal  
Vice President (Legal) &  
Company Secretary  
M. No.: F8289



Date: 18th January, 2016

Place: Vadodara